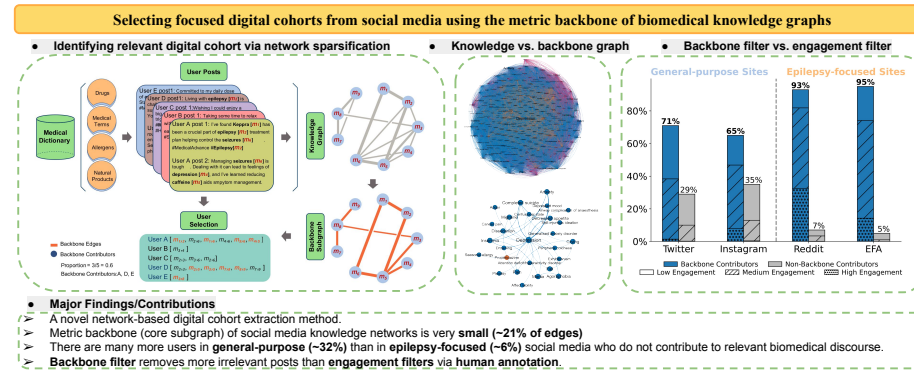


## Graphical Abstract

### Selecting focused digital cohorts from social media using the metric backbone of biomedical knowledge graphs

Ziqi Guo, Jack Felag, Jordan C. Rozum, Rion Brattig Correia, Luis M. Rocha



## Highlights

### **Selecting focused digital cohorts from social media using the metric backbone of biomedical knowledge graphs**

Ziqi Guo, Jack Felag, Jordan C. Rozum, Rion Brattig Correia, Luis M. Rocha

- Computed and analyzed the metric backbone (the smallest subgraph that preserves all paths of shortest distance between each pair of terms) of a biomedically-relevant knowledge network from four social media platforms: X, Instagram, Reddit (r/Epilepsy), and the Epilepsy Foundation of America (EFA) forums.
- Proposed and tested a novel network-based filtering method for identifying biomedically relevant digital cohorts; see figure 3 for the detailed pipeline of the method.
- Applied the proposed method to identify an epilepsy-relevant cohort and found many more users in general-purpose ( $\approx 32\%$ ) than in epilepsy-focused ( $\approx 6\%$ ) social media who do not contribute to relevant biomedical discourse; see table 3.
- Validated the effectiveness of the proposed method for filtering focused digital cohorts using the human-annotated corpus of Instagram posts. The results showed the false positive rate (dictionary terms used without medical relevance) was significantly higher for users who did not contribute to the backbone ( $32\%$ ) than for those who did ( $14\%$ ). The proposed method filters out more irrelevant users compared to simple engagement filters. See table 4

# Selecting focused digital cohorts from social media using the metric backbone of biomedical knowledge graphs

Ziqi Guo<sup>a</sup>, Jack Felag<sup>a</sup>, Jordan C. Rozum<sup>a</sup>, Rion Brattig Correia<sup>b</sup>, Luis M. Rocha<sup>a,b</sup>

<sup>a</sup>*Dept. of Systems Science & Industrial Engineering, Binghamton University, Binghamton, NY, USA*

<sup>b</sup>*Instituto Gulbenkian de Ciência, Oeiras, Portugal*

---

## Abstract

The abundance of social media data allows researchers to construct large *digital cohorts* to study the interplay between human behavior and medical treatment. Identifying the users most relevant to a specific health problem is, however, a challenge in that social media sites vary in the generality of their discourse. While X (formerly Twitter), Instagram, and Facebook cater to wide ranging topics, Reddit subgroups and dedicated patient advocacy forums trade in much more specific, biomedically-relevant discourse. To hone in on relevant users anywhere, we have developed a general framework and applied it to epilepsy discourse in social media as a test case. We analyzed the text from posts by users who mention epilepsy drugs in the general-purpose social media sites X and Instagram, the epilepsy-focused Reddit subgroup (r/Epilepsy), and the Epilepsy Foundation of America (EFA) forums. We curated a medical terms dictionary and used it to generate a knowledge graph (KG) for each online community. The KG nodes represent the curated terms, and weighted edges represent the strength of association between pairs of terms. For each KG, we computed the metric backbone—the smallest subgraph that preserves all shortest paths in the network. By comparing the subset of users who contribute to the backbone to the subset who do not, we found that epilepsy-focused social media users contribute to the KG backbone in much higher proportion than do general-purpose social media users. Furthermore, using human annotation of Instagram posts, we demonstrated that users who do not contribute to the backbone are more than twice as likely to use dictionary terms in a manner inconsistent with their biomedical meaning and are rightly excluded from the cohort of interest. For biomedical research applications, our backbone-based approach thus has several benefits over simple engagement-based approaches: It can retain low-engagement users who nonetheless contribute meaningful biomedical insights. It is parameter-free and algebraically principled. It can filter out very vocal users who contribute no relevant content.

---

*Email address:* rocha@binghamton.edu (Luis M. Rocha)

*Keywords:* social media mining, patient cohort selection, epilepsy, network science, network sparsification

---

## 1. Introduction

Social media has gained significant attention as a resource for building large *digital cohorts* for health research [1, 2, 3, 4]. Digital cohorts can supplement clinical trials and they provide several benefits. First, they can capture information about patient-centered outcomes such as quality of life, satisfaction with treatment, and adherence to medication regimens. Second, they can be built from a more extensive population than clinical cohorts, which often have strict eligibility criteria that may exclude certain groups such as patients with rare diseases or pregnant women. Third, digital cohorts can be constructed more expeditiously and less expensively than clinical cohorts because participant recruitment, medical testing, and longitudinal data collection plans are not required. Finally, monitoring medication and intervention-related adverse events in a digital cohort presents an opportunity to detect safety concerns at an earlier stage than in conventional pharmacovigilance techniques, which rely on reports from healthcare professionals.

Advances in computation, statistics, and mathematics have enabled automatic processing of data sets drawn from large digital cohorts using natural language processing, machine learning algorithms, and other data science methods. This has created new opportunities for researchers to tackle previously intractable problems that involve the interplay between human behavior and medical treatment. Examples include studying smoking cessation patterns using Facebook [5], monitoring potential drug interactions and reactions using Instagram [1], detecting disease outbreaks early using X [6], analyzing the routes of administration and drug tampering for nonmedical opioid consumption using Reddit [7], and identifying putative predictors of Sudden Unexpected Death in Epilepsy using Facebook [3]. Successful applications of social media data include biomedical signal detection and analysis of health-related behaviors [2], pharmacovigilance [8], and public health disease surveillance [9, 10].

Social media data is especially useful in investigating chronic conditions. It offers longitudinal insights into individual experiences and challenges over an extended duration, thereby providing valuable information on behaviors, habits, and attitudes. Despite the numerous advantages of social media analysis in public health research, there has been limited focus on epilepsy. Epilepsy is a chronic noncommunicable brain disorder that ranks among the most common neurological conditions worldwide [11]. Research suggests that among all neurological conditions, the number of online users interested in epilepsy is likely to be the highest [12]. Thus, social media data related to epilepsy can provide insights into disease perception, patient needs, and access to treatments [3, 13, 12]. However, prior research into the online behavior of people with epilepsy has primarily concentrated on isolated social media platforms. To our knowledge, there



have been no previous comparative analyses among different platforms in the context of epilepsy or any chronic disease discourse.

Social media site data are not equally suited to analysis for drawing biomedically relevant conclusions from patient discourse. X, Facebook, and Instagram are general-purpose sites that cover a wide range of topics and only a small minority of posts pertain to epilepsy. In contrast, the Reddit subgroup (r/Epilepsy) and the Epilepsy Foundation of America (EFA) forums, and thus their posts, are dedicated to the discussion of epilepsy and related topics. Therefore, to establish biomedical relevance, extracting focused digital cohorts from platforms like X and Instagram is necessary to select user sets similar to those on special-purpose forums such as the EFA and r/Epilepsy. This selection process focuses on social media data for a specific health problem.

Several previous studies have identified cohorts of interest by, for example, matching certain keywords in posts to extract a relevant set of users from Instagram [1], developing regular expressions to search for a small targeted user set on X [14], or considering all users who post content in a Subreddit related to a particular topic [7]. However, data harvested in this way from general-purpose social media sites typically results in an overly broad cohort with a high volume of irrelevant posts. Additional filtering of users is usually necessary to identify the most relevant ones, especially when the initial user pool is large. However, in common engagement-based filtering (section 2.3) there are no guarantees that selected users engage in discourse relevant to the specific topic of choice, especially when that topic is niche or obscure. One way to address this limitation is to manually label posts to train classifiers for user filtering [15]. Such annotation efforts, however, are costly, laborious, and time-consuming. Therefore, an automated, general method to select relevant users for a topic of interest is highly desirable.

In response, we propose a novel network-based digital cohort selection method. It is based on how social media users contribute to a knowledge graph (KG) that represents the associations they make among terms in a curated dictionary. For our epilepsy study, we curated a dictionary of medical terms from items extracted from Drugbank(v.5.1.0), MedDra, MedlinePlus, and TCMGeneDIT. It contains approximately 176k words that encompass drugs, allergens, medical terms, and natural products. This comprehensive dictionary comprises terms related not only to epilepsy but also to other diseases and conditions to facilitate the encoding of relevant associations [16, 17]. We encode associations among terms in our curated dictionary from the textual content of posts made by users on each of the four social media sites we consider. The strength of each association is then represented as a weighted edge in the KG.

The underlying assumption of our KGs is that terms that more frequently co-occur in user posts share a stronger association. In this way, the strongest chains of associations between medical terms correspond to shortest paths in each KG. To identify which associations are essential and which are redundant for the purpose of identifying the strongest chains, we compute the metric backbone of each KG. The metric backbone is a parameter-free, algebraically principled method to obtain a (typically small) subgraph of the original network which

preserves all its shortest paths (and thus its reachability). An edge on the metric backbone represents an essential association between terms, one that is at least as strong as all chains of indirect associations that link the two terms. An edge not on the metric backbone represents an association that is not essential, one that is weaker than some indirect association via at least one intermediary term.

We identify the most relevant digital cohort by identifying *backbone contributors*, who associate (in a single post) two terms connected by an edge on the metric backbone (i.e., they make at least one essential association). Users who are not backbone contributors are redundant in the sense that they only associate pairs of terms in our medical dictionary that are more strongly associated with intermediary terms (i.e., they do not make any essential associations). Only about 70% of users initially selected from Instagram and X contribute to the metric backbone. In contrast, more than 90% of users similarly selected from r/Epilepsy and the EFA forums contribute to the metric backbone.

We validated the effectiveness of the backbone-based approach in identifying the epilepsy-relevant digital cohort on social media by using the human-annotated corpus of Instagram posts. We annotated whether dictionary terms used in the Instagram posts have medical relevance to epilepsy. The results show that the false positive (no medical relevance) rate is significantly higher for users who do not contribute to the metric backbone (32%) than for those who do (14%). Importantly, the validation also shows that the backbone-based approach filters out more irrelevant users than the engagement-based filters do by analyzing the biomedical relevance rather than merely focusing on site engagement.

## 2. Data and methods

### 2.1. Medical dictionary curation

We manually curated a medical dictionary to identify and aggregate terms relevant to the study of epilepsy. We started with the curated medical dictionary developed in [17] that was built from [16] using medical terms (drugs, allergens and food items, medical terminology, and natural products) sourced from DrugBank (v.5.1.0), MedDRA, MedlinePlus, and TCMGeneDIT. We aggregated terms by mapping synonyms to a parent term. For instance, the epilepsy drug *Levetiracetam* has the brand-name *Keppra* as a synonym; *Weed*, *Mary Jane*, *420*, and *Cannabis* are all synonyms of the parent term *Cannabis*; the term *Influenza* has *Flu* and *Flu syndrome* as synonyms. In addition, we conducted a manual annotation process on randomly selected term matches in Instagram posts to identify medically irrelevant terms and removed terms with high frequency and irrelevant rates. The resulting dictionary, used here, contains 176,270 terms, of which 105,344 are drugs, 66,957 are medical terms (including symptoms), 2,795 are allergens, and 1,174 are natural products (such as cannabis, and food items).

## 2.2. Social media data collection

We collected user-generated text related to epilepsy from four social media sites: X, Instagram, r/Epilepsy, and the EFA forums. An overview of the collected data is listed in Table 1. In the following subsections, we provide a detailed description of our curation method and of the data collected for each of the four sites.

Table 1: Overview of collected social media data. Columns: **Raw digital cohorts** are the numbers of users harvested from the platforms before filtering. **Posts** are the numbers of posts from X and Instagram and posts and comments from r/Epilepsy and the EFA. Rows: **Drug Mention** and **All** are detailed in 2.2.1 and 2.2.2.

	Platform	Duration	Raw digital cohorts	Posts
Drug Mention	X	2011-2016	5,958	14,152,929
	Instagram	2010-2016	9,890	8,496,124
	Reddit	2018-2021	6,301	219,459
	EFA	2004-2016	8,488	78,948
All	Reddit	2018-2021	18,515	277,367
	EFA	2004-2016	22,938	111,075

### 2.2.1. General-purpose sites: X and Instagram

We harvested all X and Instagram posts within our collection windows from users who mentioned “#seizuremeds” or at least one of seven drugs often used in the treatment of epilepsy; we refer to these users as *Drug Mention* cohorts. We matched terms using whole-word matching and ignoring hashtag symbols and case (i.e., “seizuremeds” and “seizure meds” are distinct, but “Keppra” and “#keppra” are equivalent). A full list of drug terms used for matching is given in supplementary material table A.1. This process resulted in over 14 million X posts from just under 6,000 users, and just under 8.5 million Instagram posts from just under 10,000 users.

### 2.2.2. Epilepsy-focused sites: Reddit(r/Epilepsy) and EFA

Reddit created the r/Epilepsy community in 2010 [18] as a forum to support people affected by epilepsy. It includes those who have an epilepsy diagnosis, have seizures, are caregivers of people with epilepsy, and some advocates and healthcare professionals. Using the third-party API Pushshift [19], we collected all posts and comments on r/Epilepsy from June 1, 2018 (following changes to the Pushshift server) to December 31, 2021. We collected approximately 0.3 million posts and comments from about 19 thousand users.

The EFA is a dedicated epilepsy organization that has granted us an exclusive use agreement by EFA to access data from their website ([epilepsy.com](http://epilepsy.com)), discussion groups, and social media presence. The EFA data set includes archived message boards, chat rooms, article comments, user symptom and medication diaries, and forums. In this work, we study archived forum posts between 2004 and 2016, which are organized by topic into several sub-forums (see supplementary table A.2). This data set consists of 0.1 million EFA forum posts and comments from about 23 thousand users.

We analyzed all posts and comments within our collection windows from r/Epilepsy and the EFA forum; these users form *All* cohorts. In addition, to

more directly compare the r/Epilepsy and EFA data sets to those from X and Instagram, we consider *Drug Mention* cohorts within the selected r/Epilepsy and EFA users. These are the subsets of users who mention the epilepsy drugs as in selecting the X and Instagram users.

### 2.3. Engagement-based filtering

Engagement-based filtering methods are commonly used in the literature. They include filtering according to engagement metrics such as posting activity above a specified level, posting in a specified language at least a minimum percentage of the time [20], and posting that is valued by others, as evidenced by likes and retweets [21, 22]. For this study, we employ user engagement statistics—including activity duration, number of posts per user, number of words per user, and dictionary term matches per user—to implement both a lenient and an aggressive set of filtering criteria. The lenient engagement filter selects users exceeding the 25th percentile in activity duration, post count, and word count among all users, and whose posts contain at least two unique medical terms. The aggressive filter raises the threshold to the 75th percentile but maintains the requirement for two unique medical terms. Before applying these filters, we exclude from the EFA analysis five users who we manually identified as having substantially (approximately 100 times) higher levels of engagement than the user average. We do so to prevent their disproportionately high levels of input from dominating the KG. In essence, we place greater value on contributions from typical users and seek to avoid biases introduced by an outlier user. Similarly, we exclude the AUTOMODERATOR bot account from the r/Epilepsy data set and any posts from subsequently deleted accounts (in these cases, the post author is labeled as [DELETED]). We did not identify individual users who warranted manual removal in the data sets from X and Instagram.

Table A.3 displays the number of users retained after each of the lenient and aggressive filtering techniques, along with corresponding engagement statistics within the sites. Roughly half of the users were retained after lenient filtering and approximately 10% were retained after aggressive filtering for all four social media sites.

### 2.4. Building the knowledge graphs

To construct a KG for each social media data set considered here, we compute the Jaccard similarity co-occurrence score between each pair of dictionary terms that occurs in the data set. Co-occurrence scores determined with respect to a specified time window in each user’s post history. Here, we compute co-occurrence scores at the level of individual posts, but our approach generalizes to longer time windows in a straightforward way. From this pair-wise score, we construct an edge-weighted undirected proximity graph, where nodes represent terms and edges represent strength of co-occurrence. In this proximity graph, an edge weight close to one indicates that the linked terms nearly always appear together (are highly proximal), while an edge weight close to zero indicates that the terms usually appear separately. We omit edges that correspond to

pairs of terms with fewer than three co-occurrences due to the high sensitivity to individual posts. To ensure enough support exists in the data for proximity associations, we computed proximity weights only when the total occurrences of two terms minus their co-occurrences is larger than ten, otherwise, we set proximity weights equal to 0. Thus, the proximity graph encodes clusters of terms that are highly associated within the online community from which the graph is built.

These proximity graphs are simple, yet powerful, data representations to study the associations among different terms, which are commonly used in problems such as recommender algorithms [23], scientific maps [24, 25], and in many biomedical inference applications [26, 27, 28, 29, 1]. Most network inference methods depend on computing shortest paths between terms, to infer indirect terms associations: If  $i$  is associated with  $k$ , and  $j$  is similarly associated with  $k$ , the indirect path quantifies how close  $i$  is to  $j$  via  $k$ . This type of inference is ubiquitous in network problems [30, 31, 32, 33], including link prediction [34] and recommendation [35, 36], automated fact-checking on Wikipedia [37], etc. But to compute shortest paths (to infer how terms may be related through indirect associations), we need to transform proximity into distance edge weights. The proximity score (Jaccard similarity)  $p_{ij}$  is the ratio of the number of posts containing both terms  $i$  and  $j$  to the number of posts containing either or both terms. Following [23] and [38], we use the transformation  $d_{ij} = 1/p_{ij} - 1$ . Thus, maximally proximal terms ( $p_{ij} = 1$ ) are mapped to a distance of  $d_{ij} = 0$ , while minimally proximal terms ( $p_{ij} = 0$ ) are mapped to an infinite distance. By working in this distance space, we can use path lengths to explore the strength of indirect associations between terms, as we describe in the next section. Short paths in the KG represent chains of strong associations between terms in the online community under study. Because the proximity-to-distance map is an isomorphism [23], it is always possible to freely transition between the distance and the proximity graphs.

In this way, we build biomedically-relevant (proximity and isomorphic distance) KGs from each of four social media platforms. Taken together, the users whose posts contribute to at least one edge in any of the KGs form the initial digital cohort, shown in Table 2. Approximately 95% of users whose posts were collected are retained in the initial digital cohort. Similarly, almost all posts (approximately 99%) are retained.

Table 2: A KG from all four social media platforms. **Full digital cohort** is the number of users whose posts contribute at least one edge to the KG. The ratio (%) refers to the proportion of full digital cohorts relative to the raw digital cohorts (in table 1)

	Platform	Nodes	Edges	Full digital cohorts (%)	Posts (%)
Drug Mention	X	1,022	5,082	5,933 (99.6%)	14,143,622 (99.9%)
	Instagram	1,686	25,235	9,604 (97.1%)	8,418,628 (99.1%)
	Reddit	1,270	17,558	6,153 (97.7%)	218,342 (99.5%)
	EFA	1,529	33,795	8,353 (98.4%)	78,768 (99.8%)
All	Reddit	1,363	20,778	16,516 (89.1%)	265,548 (95.7%)
	EFA	1,747	42,420	20,420 (89.0%)	107,925 (97.2%)

### 2.5. Metric backbone of a knowledge graph

To evaluate the knowledge content and topicality of the discourse in a social media community, we extract a backbone from each KG. The relative size of the backbone (compared to the size of the full KG) serves as a proxy for topic focus. The fraction of users who have posts that associate directly connected terms in the backbone is a measure of the degree to which typical users reinforce community knowledge. To extract this backbone network for analysis, we consider the strength of indirect associations (or shortest paths) between terms in each KG by computing a node-to-node distance. In the backbone network, we retain only those edges that participate in the shortest paths, as follows.

In previous work [23, 39], we developed a general and algebraically principled framework for studying node-to-node distances in distance graphs built from proximity data (such as the KGs considered here). Within this framework, we define a distance backbone subgraph for a given network and a choice of operator (subject to certain algebraic criteria) for aggregating edge weights to compute path length. Different choices of operator correspond to different ways to penalize indirect paths. The most natural choice of operator in most applications is addition, which corresponds to the traditional concept of path length as the sum of the distance weights of its edges. In our example, the length of the path from  $i$  to  $j$  via  $k$  is  $\ell\{i, k, j\} = d_{ik} + d_{kj}$ . As shown in [39], the edges  $d_{ij}$  of distance graph  $D$  that satisfy the triangle inequality  $d_{ij} \leq d_{ik}^C + d_{kj}^C \forall k$  are sufficient to compute all shortest paths of  $D$ , while those that break this inequality are *redundant* for that purpose—where  $d_{ij}^C$  denotes the shortest (direct or indirect) distance between  $i$  and  $j$  in the graph (see below and [39, 40] for details). The *metric backbone*  $B$  is then defined as the subgraph comprised of the edges of a distance graph  $D$  that obey the triangle inequality—generalized triangle inequalities for other measures of path length yield other distance backbones [39].

In summary, the metric backbone is an algebraically principled network sparsification method that: (a) preserves all connectivity, reachability and shortest-paths, (b) does not alter edge weights or delete nodes, (c) is exact, not sampled or estimated, and (d) requires no parameters or null model estimation [39]. Furthermore, it outperforms available state-of-the-art network sparsification methods in (e) preserving the community structure of the original graph [41] and (f) recovering most of the original (macro and micro) transmission dynamics in social contact networks, [41, 42, 39]. The metric backbone, and more generally the distance backbone methodology, is the only network sparsification method that possesses all features (a) to (f).

It is straightforward to construct the metric backbone by computing the shortest indirect distance  $d_{ij}^C$  between each pair of connected nodes  $i$  and  $j$ , and comparing this value to the distance weight  $d_{ij}$  of the edge connecting  $(i, j)$  directly. The edge  $(i, j)$  appears in  $B$  if and only if  $(i, j)$  is an edge of  $D$  with  $d_{ij} = d_{ij}^C$ . We use the Python package DISTANCECLOSURE [39] to compute the metric backbone of all KGs. The implementation we use relies on the Dijkstra algorithm for shortest-path computation, and the worst case scaling of

the backbone computation is  $\mathcal{O}(N^3)$ , where  $N$  is the number of nodes in the KG.

### 3. Results

In this paper we present three main contributions. First, we compute and analyze the metric backbone of a biomedically-relevant KG derived from four social media platforms (see Section 3.2). Second, we introduce a novel backbone-based filtering method for identifying biomedically relevant digital cohorts (see Section 3.2). Finally, we apply our novel method in identifying an epilepsy-relevant cohort. The results show that the proportion of the cohort of interest in the general-purpose social media sites is different from that in the epilepsy-focused sites. In addition, regardless of user engagement, the proposed method proves advantageous in identifying high-relevancy digital cohorts.

#### 3.1. The metric backbone of social media knowledge graphs is very small

We construct KGs from four social media platforms and compute the metric backbones of these KGs, as detailed in Sections 2.4 and 2.5. Figure 1, shows the ego network for the target term “Depression” (i.e., the subnetwork of nodes connected to the Depression node) in the Instagram KG (left) and in its metric backbone (right). Note that no reachability or shortest path information is lost in the backbone sparsification; all nodes shown in Figure 1 on the left are reachable from the Depression node via an indirect path on the full backbone KG (Figure 2) with the same shortest distance as in the original KG. However, most are no longer directly connected to Depression as shown in Figure 1 on the right. Importantly, the nodes that remain directly connected to Depression satisfy a strong transitivity criterion: the direct distance from each remaining node to Depression is never larger than the length of an indirect path to this target. Similarly, many edges between nodes disappear in the Depression ego-backbone, because their relationship via intermediary terms is stronger than it is via direct co-occurrence. In summary, from the perspective of shortest-paths, the dictionary terms that remain connected in the “Depression” ego-backbone are the most relevant to understand how the Epilepsy digital cohort extracted from the Instagram discusses this term.

In addition, we provide a comprehensive visualization of the biomedically-relevant KGs derived from each data source in Figure 2. The metric backbones of the KGs from X, Instagram, r/Epilepsy, and the EFA forums are similar in size (backbones are  $\approx 16\%$  of original networks, except X, which is 37%). Notably, the sizes of the metric backbones are small, indicating a substantial reduction while still maintaining essential connections.

#### 3.2. The backbone-based method for identifying a digital cohort

To select a biomedically-relevant digital cohort from social media data, we propose a novel backbone-based filtering method. This new method leverages topological features of the KG (see Methods 2.4), encoded in a graph structure

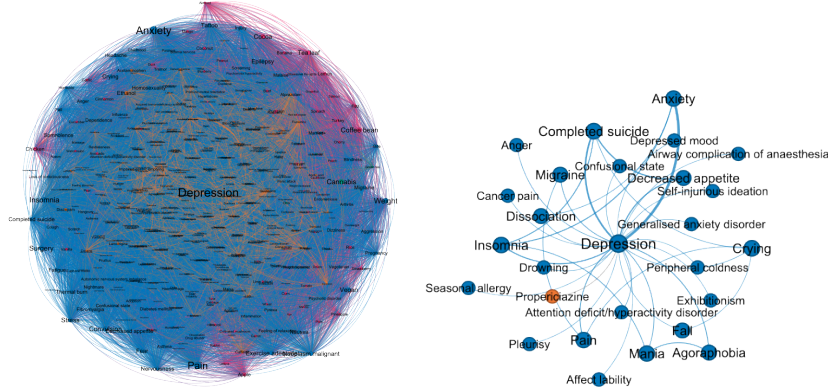


Figure 1: Ego network reduction using the metric backbone. On the left, the ego network for the term “Depression” in the Instagram KG (depicted using a Force2Atlas layout). On the right, the Depression ego network within the metric backbone (depicted using a manual layout). Note that no reachability information is lost with the metric backbone sparsification; all nodes shown on the left are reachable in the full backbone graph from the Depression node on the right. However, most are no longer directly connected because the indirect associations are stronger than the direct associations in this network.

called the *metric backbone* (see Methods 2.5), to reveal which users engage with the central knowledge structure of a community. We identify the subset of users whose posts contribute to at least one edge on the metric backbone. We refer to these users as *backbone contributors* throughout this paper. In other words, to obtain the set of backbone contributors, we exclude users whose posts do not contain the co-occurrence of a pair of terms associated with least one edge on the metric backbone.

We present an example that illustrates the overall workflow, shown in Figure 3. The pipeline begins with constructing the medical dictionary and ends with identifying the backbone contributors. In the example, there are five users (labeled A through E) in total; among them, three (A, D, and E) are backbone contributors, constituting 60% of the total. A higher proportion of backbone contributors indicates a more focused discourse with respect to the chosen dictionary.

### 3.3. There is a big difference in the proportion of backbone contributors between general and focused social media

When we apply the proposed method (see 3.2) to two general-purpose sites, X and Instagram, and two epilepsy-focused sites, r/Epilepsy and the EFA forums, the results indicate a significant disparity between the two sets of sites in terms of user relevancy, even though we harvested their user timelines with the same criterion (at least one post with an epilepsy drug mention). This supports our hypothesis that social media sites vary in the generality of their discourse. In addition, our method quantitatively demonstrates that a proportion of users



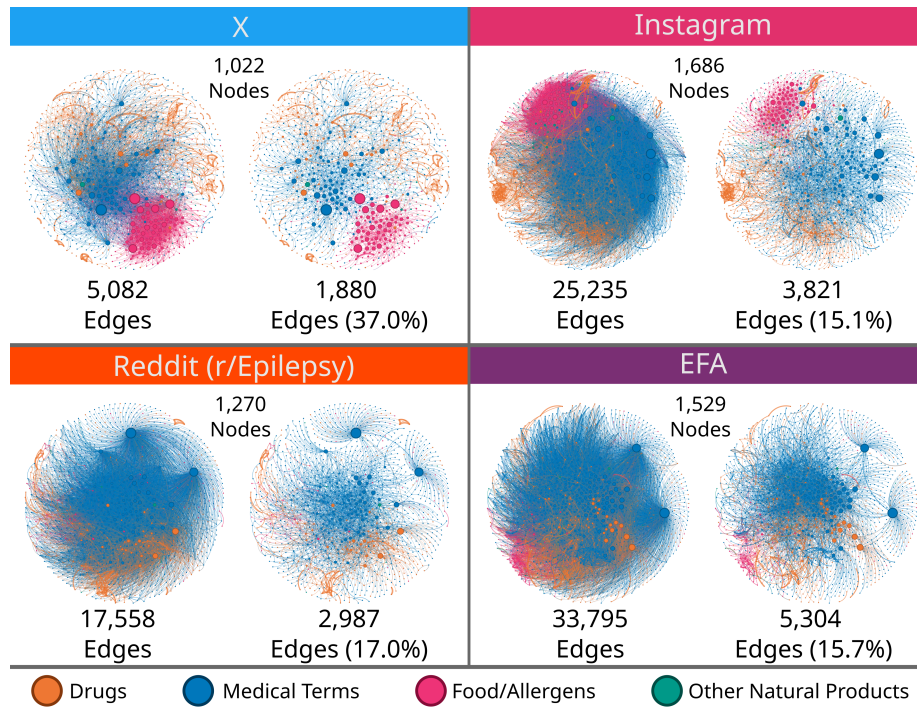


Figure 2: Overview of the social media networks. For each data source, the depiction on the left is the whole network, and on the right is the metric backbone subgraph. The relative size of the metric backbone shown in as the percentage of edges kept (all nodes are kept in metric backbone). The nodes are sized according to their (unweighted) degree in the original network; the r/Epilepsy and EFA networks are computed only from the drug mention subcohorts, to better compare them with the X and Instagram networks. Node positions are determined by the Fruchterman Reingold method applied to the backbone networks.

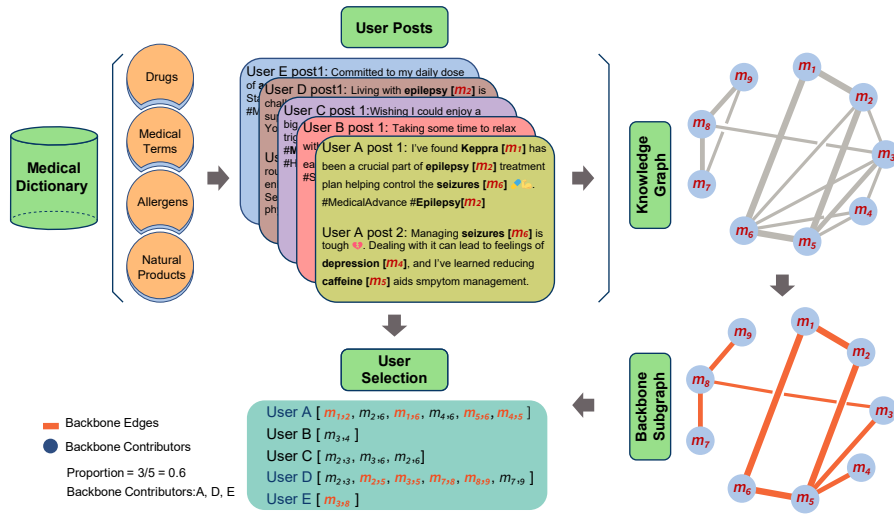


Figure 3: A backbone-based filtering example. First, we curate a medical dictionary, which includes terms related to drugs, allergens, medical terms, and natural products (see section 2.1). Then, we collect posts from users on social media and match these posts with the dictionary terms (see section 2.2). The matched terms are represented by  $m$  in the figure. Second, we build the KG, wherein the nodes represent the medical dictionary terms and the edge weights denote the likelihood that the connected pair of terms occur within same post (see section 2.4). Third, from the KG we compute the metric backbone (see section 2.5). Finally, we identify the *backbone contributors*.

on a social media site is relevant to a specific topic. Our results (Table A.4) suggest that a much higher proportion of users contribute to the backbone ( $r_{\text{raw}}$ ) in epilepsy-focused than in general-purpose social media:  $\approx 65\%$  and  $\approx 71\%$  on Instagram and X;  $\approx 93\%$  and  $\approx 95\%$  on r/Epilepsy and EFA. In the general-purpose platforms there are a lot more users who only contribute to redundant KG edges.

Table 3: The proportion of backbone contributors from general-purpose and epilepsy-focused social media.  $r_{\text{raw}}$  represents the percentage of the backbone contributors relative to the raw (full) digital cohort.

	Platform	Backbone contributors ( $r_{\text{raw}}$ )	Posts (%)
Drug Mention	X	4,219 ( <b>70.8%</b> )	10,412,559 (73.6%)
	Instagram	6,422 ( <b>64.9%</b> )	7,118,578 (83.79%)
	Reddit	5,881 ( <b>93.3%</b> )	217,718 (99.2%)
	EFA	8,076 ( <b>95.1%</b> )	78,296 (99.2%)
All	Reddit	12,086 (65.3%)	262,590 (94.7%)
	EFA	18,294 (79.8%)	104,665 (97.0%)

### 3.4. The backbone filter removes more irrelevant posts compared to engagement filters via human annotation

In this section, we compare our proposed method with the engagement-based filtering approach and validate the effectiveness of the proposed method using a human-annotated corpus of Instagram post. We assess the overlap in users retained by these filters across four social media sites, as shown in Figure 4. In all four cohorts, the backbone contributors have higher engagement, but a significant portion of low-engagement users contribute to the metric backbone. This indicates that some term associations that are essential to compute the strongest chains of associations between medically relevant terms are made by users who have below-average contribution volume.

We observe that almost all (between approximately 91.2% for X and 100.0% for EFA) users retained by the aggressive engagement filtering (high engagement users) are also retained by the backbone-based method. Similarly, between approximately 79.0% (for X) and 98.4% (for EFA) of users retained by the lenient filtering are also retained by the backbone-based method.

Backbone-based filtering, however, retains additional users who have a low volume of engagement that is nonetheless relevant to the chosen dictionary. In the most extreme case (X), nearly 50% more users are retained by the backbone-based filter than by the lenient filter. These additional users contribute posts that help form the core of the community’s knowledge about epilepsy, but because they only post infrequently, their contributions are easily disregarded when using a simple engagement-based filter.

We also analyzed why a small number of high-volume, low-relevancy users were selected by the aggressive filtering method but were not backbone contributors. Taking Instagram users as an example, out of the 1% of high engagement who were not backbone contributors, nearly one-third had no co-mentions (i.e., pairs of terms occurring in a single post) in any of their posts. Among the remaining users who did have co-mentions, around half of their co-mentions did

not appear in the KGs. This suggests that the aggressive filtering method may select prolific users with limited relevance to epilepsy research and underscores the importance of selecting users based on their relevance to the topic, as we do in the backbone-based method, rather than by post volume alone.

Overall, the overlap in retained users is more substantial in the two epilepsy-focused social media sites considered, EFA and r/Epilepsy, than in the two general-purpose social media sites considered, X and Instagram. This suggests that prolific users in topic-focused communities are more likely to produce relevant posts than prolific users in general-purpose communities. This underscores the importance of selecting a relevant subset of users to serve as a digital cohort, especially on general-purpose sites that tend to have more off-topic discussions and many users with high engagement but little relevant discussion.

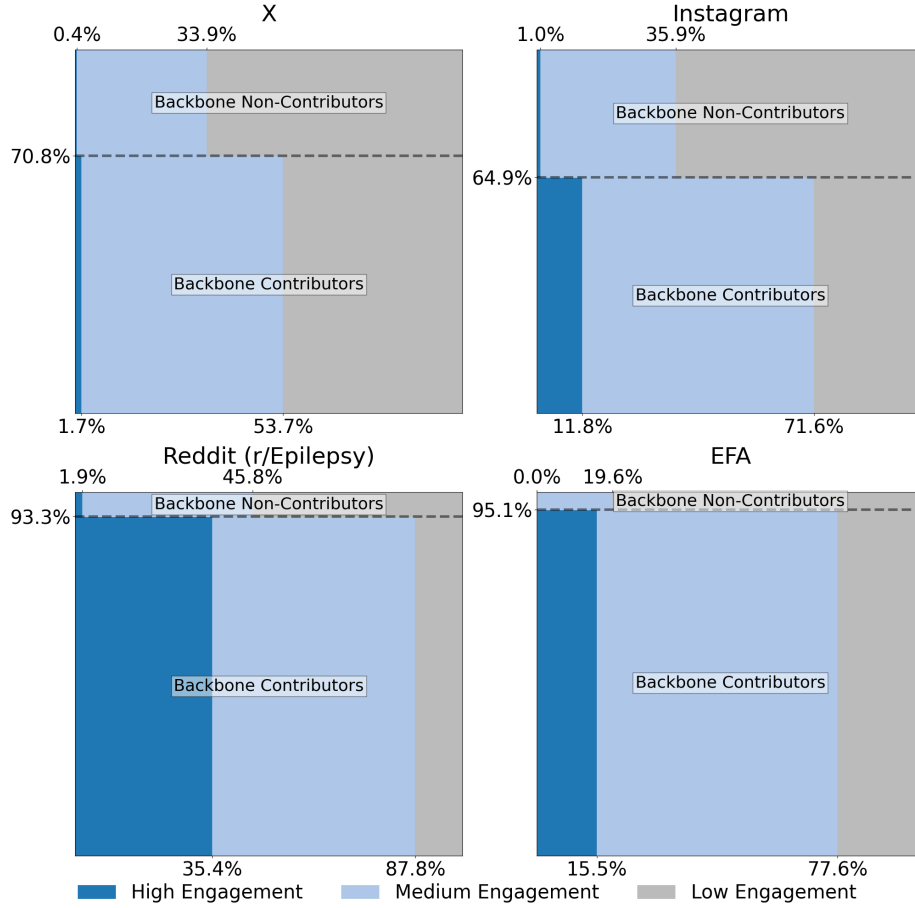


Figure 4: Overlap of cohorts retained by the backbone-based and engagement-based filters. High, medium, and low engagement refer to the filtering criteria of aggressive, lenient, and no filtering, respectively. In the top left panel, for example, 70.8% of users in the X cohort are Backbone Contributors and 1.7% of Backbone Contributors are also retained by aggressive engagement filtering. For r/Epilepsy and EFA, we use the drug mention cohorts to better match X and Instagram.

We evaluated the performance of the filtering methods by identifying if potential health-related terms found in Instagram posts precisely match the meanings in our biomedical dictionary. The details of our sample selection and human annotation methodology are introduced in [17]. We randomly selected 1,771 posts with 2,384 term occurrences, then had them manually annotated by human annotators. If a term identified on Instagram matched the exact meaning in our biomedical dictionary, we annotated it as a true positive, otherwise, it was a false positive.

The results presented in Table 4 demonstrate the efficacy of our backbone-

based filtering method in identifying users with heightened medical relevance. Users identified as backbone contributors show a 17% higher alignment with our biomedical dictionary. The difference in true positive rates between the retained and not retained cohort is statistically significant ( $p\text{-value} = 4.71 \times 10^{-5}$ ), which supports the effectiveness of proposed method. In contrast, traditional engagement filtering methods, including both lenient and aggressive filters, fail to effectively differentiate between retained and non-retained users by exhibiting negligible differences. These findings underscore the superiority of our backbone-based approach over conventional engagement-based methods for filtering social media users relevant to biomedical research.

Table 4: Validation using a human-annotated corpus of Instagram posts. **Annotated Users** are the numbers of users whose posts have been sampled for annotation. **True Positive Rate** is the ratio of the number of users whose annotated terms in posts correspond precisely in meaning to our medical dictionary to the total number of annotated users.

Filtering Method	Instagram User Category	Users	Annotated Users	False Positive Rate
Backbone Filter	Retained	6,422	937	<b>13.89%</b>
	Not Retained	3,468	73	<b>31.63%</b>
Lenient Filter	Retained	5,841	784	<b>13.48%</b>
	Not Retained	4,049	227	<b>17.54%</b>
Aggressive Filter	Retained	791	220	<b>11.27%</b>
	Not Retained	9,099	791	<b>15.62%</b>

#### 4. Discussion

Discourse on social media contains a wealth of biomedical data, but it also a high level of noise. Identifying which users of an online community contribute to biomedical discourse that is relevant to a particular research topic is a difficult challenge. To approach this challenge, we have devised and demonstrated the algebraically principled, parameter-free backbone method to extract a biomedical digital cohort from social media. We apply the metric backbone sparsification technique to KGs we derive from online community data. It preserves important topological characteristics of each KG, such as shortest paths, community structure, and propagation dynamics [39]. Thus, the backbone of a community’s KG can be interpreted as containing the strongest chains of association between concepts, which form the basis of community knowledge related to a corpus of terms (in our case, a curated medical dictionary used to study epilepsy).

Our focus in this paper, epilepsy, is one of the most common neurological conditions worldwide. So far, social media discourse surrounding epilepsy has been given limited attention by researchers. Here, we conduct an extensive study of online epilepsy discourse on four social media platforms: X, Instagram, Reddit (r/Epilepsy), and the EFA forums. Importantly, our framework is also general and can easily be extended to study other chronic health conditions.

In our epilepsy study, we show that the backbone-based approach to social media user filtering is a promising alternative to engagement-based approaches.

Rather than focusing on the volume of a user’s posts, the backbone-based filtering method emphasizes the quality and unique insights of user posts. Indeed, the backbone filter can retain low-engagement users if their posts contain important term associations, and it can remove very vocal users who do not contribute essential term associations. Using manually annotated Instagram posts, we confirm that posts by users who do not contribute to the backbone are more than twice as likely to post content that uses terms from our medical dictionary in a manner that is not consistent with their biomedical meaning.

Our hypothesis that backbone contributors engage in discourse more closely related to the topic of interest is supported by the fact that focused social media sites have a much higher proportion of backbone contributors than general-purpose social media sites do. While almost all users (more than 93%) who mention epilepsy drugs on epilepsy-related social media platforms contribute to the backbone, a substantial proportion of users who mention epilepsy drugs on general-purpose social media do not (approximately 30%). It is significant that this is not merely a result of differences in how often a user mentions terms in our medical dictionary. In fact, users of focused social media sites have fewer term matches, on average, than users of general-purpose social media (see Table A.3).

Our approach can thus aid biomedical researchers and practitioners who seek to utilize any type of social media data for health-related research. It filters out irrelevant users and provides a more pertinent cohort for analysis. Additionally, it enables the community to unify cohort selection and avoid researcher bias because it is parameter-free. Importantly, it can easily be generalized to identify any cohort of interest.

## 5. Acknowledgement

Research reported in this paper was supported by the National Library of Medicine of the National Institutes of Health under award # R01LM012832. The content is solely the responsibility of the authors and does not necessarily represent the official views of the funding agency.

## References

- [1] R. B. Correia, L. Li, L. M. Rocha, Monitoring potential drug interactions and reactions via network analysis of instagram user timelines, in: *Bio-computing 2016: Proceedings of the Pacific Symposium*, World Scientific, 2016, pp. 492–503.
- [2] R. B. Correia, I. B. Wood, J. Bollen, L. M. Rocha, Mining social media data for biomedical signals and health-related behavior, *Annual review of biomedical data science* 3 (2020) 433–458.
- [3] I. B. Wood, R. B. Correia, W. R. Miller, L. M. Rocha, Small cohort of patients with epilepsy showed increased activity on facebook before sudden unexpected death, *Epilepsy & Behavior* 128 (2022) 108580.

- [4] Y. Gu, S. Zhang, N. Usuyama, Y. Woldeesenbet, C. Wong, P. Sanapathi, M. Wei, N. Valluri, E. Strandberg, T. Naumann, H. Poon, Distilling Large Language Models for Biomedical Knowledge Extraction: A Case Study on Adverse Drug Events, arXiv:2307.06439 [cs] (Jul. 2023).  
URL <http://arxiv.org/abs/2307.06439>
- [5] L. L. Struik, N. B. Baskerville, The role of facebook in crush the crave, a mobile-and social media-based smoking cessation intervention: qualitative framework analysis of posts, *Journal of medical Internet research* 16 (7) (2014) e3189.
- [6] B. Ofoghi, M. Mann, K. Verspoor, Towards early discovery of salient health threats: A social media emotion classification technique, in: *biocomputing 2016: proceedings of the Pacific symposium*, World Scientific, 2016, pp. 504–515.
- [7] D. Balsamo, P. Bajardi, A. Salomone, R. Schifanella, Patterns of routes of administration and drug tampering for nonmedical opioid consumption: data mining and content analysis of reddit discussions, *Journal of Medical Internet Research* 23 (1) (2021) e21212.
- [8] A. Sarker, R. Ginn, A. Nikfarjam, K. O'Connor, K. Smith, S. Jayaraman, T. Upadhaya, G. Gonzalez, Utilizing social media data for pharmacovigilance: a review, *Journal of biomedical informatics* 54 (2015) 202–212.
- [9] A. E. Aiello, A. Renson, P. Zivich, Social media-and internet-based disease surveillance for public health, *Annual review of public health* 41 (2020) 101.
- [10] M. J. Paul, A. Sarker, J. S. Brownstein, A. Nikfarjam, M. Scotch, K. L. Smith, G. Gonzalez, Social media mining for public health monitoring and surveillance, in: *Biocomputing 2016: Proceedings of the Pacific symposium*, World Scientific, 2016, pp. 468–479.
- [11] Epilepsy, fact sheet produced by the World Health Organization. (2024).  
URL <https://www.who.int/news-room/fact-sheets/detail/epilepsy>
- [12] Y. Meng, L. Elkaim, J. Wang, J. Liu, N. M. Alotaibi, G. M. Ibrahim, A. Fallah, A. G. Weil, T. A. Valiante, A. M. Lozano, et al., Social media in epilepsy: a quantitative and qualitative analysis, *Epilepsy & behavior* 71 (2017) 79–84.
- [13] K. McNeil, P. M. Brna, K. E. Gordon, Epilepsy in the twitter era: a need to re-tweet the way we think about seizures, *Epilepsy & behavior* 23 (2) (2012) 127–130.
- [14] A. Z. Klein, K. O'Connor, G. Gonzalez-Hernandez, Toward using twitter data to monitor covid-19 vaccine safety in pregnancy: proof-of-concept study of cohort identification, *JMIR Formative Research* 6 (1) (2022) e33792.



- [15] A. Sarker, P. Chandrashekar, A. Magge, H. Cai, A. Klein, G. Gonzalez, Discovering cohorts of pregnant women from social media for safety surveillance and analysis, *Journal of medical Internet research* 19 (10) (2017) e361.
- [16] R. B. Correia, Prediction of drug interaction and adverse reactions, with data from electronic health records, clinical reporting, scientific literature, and social media, using complexity science methods, Ph.D. thesis, Indiana University (2019).
- [17] A. Min, R. B. Correia, X. Wang, P. C. Shih, W. R. Miller, L. M. Rocha, Refinement of an epilepsy dictionary through human annotation of health-related posts on instagram, *xxx* 42 (D1) (2022) D1091–D1097.
- [18] Epilepsy, forum managed by reddit and community users. Accessed 2024. (2010).  
URL <https://www.reddit.com/r/Epilepsy>
- [19] J. Baumgartner, S. Zannettou, B. Keegan, M. Squire, J. Blackburn, The pushshift reddit dataset, in: *Proceedings of the international AAAI conference on web and social media*, Vol. 14, 2020, pp. 830–839.
- [20] I. Syarif, N. Ningtias, T. Badriyah, Study on mental disorder detection via social media mining, in: *2019 4th International conference on computing, communications and security (ICCCS)*, IEEE, 2019, pp. 1–6.
- [21] J. A. Diaz-Garcia, M. D. Ruiz, M. J. Martin-Bautista, Noface: A new framework for irrelevant content filtering in social media according to credibility and expertise, *Expert Systems with Applications* 208 (2022) 118063.
- [22] N. Kumari, P. Pradhan, Social media as public sphere: Public deliberation on twitter during farmers’ protest, *dialog* (40) (2022) 128–144.
- [23] T. Simas, L. M. Rocha, Distance closures on complex networks, *Network Science* 3 (2) (2015) 227–268.
- [24] T. Manz, I. Gold, N. H. Patterson, C. McCallum, M. S. Keller, B. W. Herr, K. Börner, J. M. Spraggins, N. Gehlenborg, Viv: multiscale visualization of high-resolution multiplexed bioimaging data on the web, *Nature methods* 19 (5) (2022) 515–516.
- [25] K. Börner, *Atlas of Forecasts: Modeling and Mapping Desirable Futures*, The MIT Press, 2021.
- [26] A. Abi-Haidar, J. Kaur, A. Maguitman, P. Radivojac, A. Rechtsteiner, K. Verspoor, Z. Wang, L. M. Rocha, Uncovering protein interaction in abstracts and text using a novel linear model and word proximity networks, *Genome biology* 9 (Suppl 2) (2008) S11. doi:10.1186/gb-2008-9-s2-s11.

- [27] K. Verspoor, J. Cohn, C. Joslyn, S. Mniszewski, A. Rechtsteiner, L. M. Rocha, T. Simas, Protein annotation as term categorization in the gene ontology using word proximity networks, *BMC Bioinformatics* 6 (1) (2005) S20. doi:10.1186/1471-2105-6-S1-S20.
- [28] A. Kolchinsky, A. Abi-Haidar, J. Kaur, A. A. Hamed, L. M. Rocha, Classification of protein-protein interaction full-text documents using text and citation network features, *IEEE/ACM Transactions on Computational Biology and Bioinformatics* 7 (3) (2010) 400–411. doi:10.1109/TCBB.2010.55.
- [29] J. Sánchez-Valle, R. B. Correia, M. Camacho-Artacho, R. Lepore, M. M. Mattos, L. M. Rocha, A. Valencia, Prevalence and differences in the co-administration of drugs known to interact: an analysis of three distinct and large populations, *BMC medicine* 22 (1) (2024) 166.
- [30] K. Börner, S. Sanyal, A. Vespignani, Network science, *Annual Review of Information Science and Technology* 41 (1) (2007) 537–607. doi:10.1002/ariss.2007.1440410119.
- [31] S. Wasserman, K. Faust, *Social Network Analysis: Methods and Applications*, Cambridge University Press, 1994.
- [32] P. R. Monge, N. S. Contractor, *Theories of Communication Networks*, Oxford University Press, 2003.
- [33] A.-L. Barabási, *Linked: The new science of networks*, AAPT, 2003.
- [34] L. Lü, T. Zhou, Link prediction in complex networks: A survey, *Physica A: Statistical Mechanics and its Applications* 390 (6) (2011) 1150–1170. doi:10.1016/j.physa.2010.11.027.
- [35] X. Li, H. Chen, Recommendation as link prediction in bipartite graphs: A graph kernel-based machine learning approach, *Decision Support Systems* 54 (2) (2013) 880–890. doi:10.1016/j.dss.2012.09.019.  
URL <http://www.sciencedirect.com/science/article/pii/S0167923612002540>
- [36] Y. Dong, J. Tang, S. Wu, J. Tian, N. V. Chawla, J. Rao, H. Cao, Link prediction and recommendation across heterogeneous social networks, in: *2012 IEEE 12th International Conference on Data Mining, 2012*, pp. 181–190. doi:10.1109/ICDM.2012.140.
- [37] G. L. Ciampaglia, P. Shiralkar, L. M. Rocha, J. Bollen, F. Menczer, A. Flammini, Computational fact checking from knowledge networks, *PLOS ONE* 10 (6) (2015) 1–13. doi:10.1371/journal.pone.0128193.
- [38] L. M. Rocha, T. Simas, A. Rechtsteiner, M. Di Giacomo, R. Luce, Mylibrary at lanl: proximity and semi-metric networks for a collaborative and recommender web service, in: *The 2005 IEEE/WIC/ACM International Conference on Web Intelligence (WI'05)*, IEEE, 2005, pp. 565–571.

- [39] T. Simas, R. B. Correia, L. M. Rocha, The distance backbone of complex networks, *Journal of Complex Networks* 9 (6) (2021) cnab021.
- [40] R. B. Correia, A. Barrat, L. M. Rocha, Contact networks have small metric backbones that maintain community structure and are primary transmission subgraphs, *PLOS Computational Biology* 19 (2) (2023) e1010854.
- [41] R. Brattig Correia, A. Barrat, L. M. Rocha, Contact networks have small metric backbones that maintain community structure and are primary transmission subgraphs, *PLoS Computational Biology* 19 (2) (2023) e1010854.
- [42] D. Soriano Paños, F. X. Costa, L. M. Rocha, Semi-metric topology characterizes epidemic spreading on complex networks, *arXiv e-prints* (2023) arXiv-2311.

## Supplementary Material

### A. Examples of user posts

In this section, we present some examples of posts extracted from social media sites. The posts have been modified to protect the privacy of the individuals while still conveying the intended message.

#### User A On EFA

Topic: Living With Epilepsy

Title: Dealing with epilepsy I know I am not alone, help please!

Post: Hi there. I have been living with epilepsy for almost two decades since my childhood. I am looking for some guidance and advice to better manage my condition. I am curious if there are any treatments, like specific medications or techniques such as meditation, that have been effective for others in reducing the frequency or severity of seizures. I am wondering if there are any options that could potentially prevent seizures altogether, such as brain surgery. Any insights would be appreciated.

#### User B On EFA

Topic: Living With Epilepsy

Title: Re: Dealing with epilepsy I know I am not alone, help please!

Comment: As another person living with epilepsy, I understand how difficult it can be to manage. It may be helpful to seek out the expertise of an epileptologist, a neurologist who specializes in treating epilepsy. Every individual's brain is unique, and while some anti-epileptic drugs (AEDs) may work well for one person, they may not be effective for another. There are also various AEDs and devices to try before considering brain surgery, which should be approached as a last resort. Have you explored all possible medication options? It may be worth discussing with your epileptologist about trying new AEDs that have become available in recent years. It is also important to communicate with your epileptologist about the frequency and severity of your seizures. They are the only ones who can provide personalized guidance and treatment options. Best of luck to you!

#### User C On EFA

Topic: Parents & Caregivers

Title: New to epilepsy, 29 month old just diagnosed

Post: Hello everyone, I am reaching out for support as my 29-month-old child has been recently diagnosed with generalized myoclonic seizures. About a month ago, he had a grand mal seizure which was categorized as unprovoked, although he had a virus within 24 hours of the first seizure. We have been noticing involuntary eye rolling and jaw movements in the past week, which led us to take him to the ER at Children's Hospital of Philadelphia. A video EEG confirmed seizure activity, and he has since been diagnosed with myoclonic seizures. He has just started taking generic Keppra at a dose of 1.5 ml, which will increase to 2.5 ml in 7 days. As a parent, I am petrified and scared about what to expect for my child's future. He has been hitting all developmental milestones thus far, and I worry about potential delays and side effects of medication. I have a few specific questions that I am hoping to get some guidance on: (1) B6

with Keppra. Is it worth trying? If so, should it be in the form of a chewable multi or liquid? How much should I give to a young child? (2) Developmental delays. Should I expect any changes in my child's developmental progress? (3) Side effects of the medication. I have read the literature and am quite concerned. Have other people had good experiences with Keppra? Additionally, I am struggling with my own mental well-being and feeling like an utter nervous wreck. I know this is a normal response, but it would be comforting to hear from others who have gone through similar experiences. Thank you for your support.

**User A On X**

"Last week, I took valium that helped me feel less anxious, although it didn't relieve my pain."

**User B On X**

"Dealing with pain, headaches, and insomnia today. Hoping for some relief soon."

**User C On X**

"I accidentally took too much valium at the dentist and have no memory of the appointment. Fingers crossed I didn't do anything embarrassing!!!"

**User A On Instagram**

"It can be really tough to maintain a positive outlook and believe that things will improve when you're going through a difficult time. For me, having people to talk to is crucial. We don't always have to talk about my illness; just talking to someone and getting my mind off of hospitals, medications, and appointments can be a huge help. The past few days have been particularly challenging, with fevers and illness bringing me down. But I'm hopeful that I'm on the road to recovery. I never seem to catch a break, but I like to think of this as just an extra long rough patch. If I can keep my spirits up and get through this one, maybe the next one won't come knocking for a while. Fingers crossed! #mentalhealthmatters #staypositive #roughpatch #chronicillness #seizures #epilepsy #sick #medications #supportsystem #hopeful #believe #keppra #tegretol #mentalwellness #nevergiveup"

**User B On Instagram**

"Day 14 of raising epilepsy awareness. It can be tough to discuss what's embarrassing about this condition, but for me, it's having to explain how to use the rectal Valium rescue medication to my friends and their parents. It's not easy feeling helpless and dependent, and I appreciate my friends who have to 'babysit' me when we're out. They understand, but I can't help feeling bad. Let's keep spreading awareness and support each other. #epilepsyawareness #epilepsysucks #seizures #chronicillnessawareness #invisibleillness #silentdisorders #purple #purpleribbon"

**User C On Instagram**

"Today has been tough with ongoing absent seizures throughout the morning, accompanied by intermittent sleep. There's been a persistent fever since yesterday, despite taking fever reducers. A soothing bath with Epsom salts was given to help. Our main concern is the potential escalation of the condition due to the fever not subsiding. We're focusing on hydration, comfort, and keeping

cool in hopes of seeing an improvement. #HopingForRecovery #StayStrong #SupportWarriors #LoveBeyondWords #HealthChallenges”

#### User A On Reddit

Title: Seizure Without Aura

Post: Has anyone else experienced this when you usually have auras before a seizure? I had a grand mal with no warning. I think I got injured from it and I need medical attention but cannot afford it.

#### User B On Reddit

Comment: The amount of sleep you got might not have mattered, sometimes seizures can just happen. Some things are out of our control and it’s hard to come to terms with.

#### User C On Reddit

Title: How do I explain myself?

Post: How do I explain the variety of side effects from medications and epilepsy symptoms to coworkers or acquaintances? I can be very forgetful and sleepy most of the time, but I don’t want to get into detail. What can I say without seeming too secretive?

### B. Epilepsy drug terms and synonyms

Table A.1: Epilepsy drug terms and synonyms used as selection criteria to include timelines in the study.

Drug Terms	Synonyms
clobazam	onfi
levetiracetam	Keppra, levetiracetamum
lamotrigine	lamictal, lamotrigina, lamotrigine, lamotriginum
lacosamide	vimpat, SPM927, erlosamide, harkoseride
carbamazepine	carbamazepen, carbamazepin, carbamazepina, carbamazepinum, carbamazépine
diazepam	valium, diastat
oxcarbazepine	trileptal
seizuremeds	-

### C. EFA Sub-forums

### D. User statistics

Table A.4: The proportion of backbone contributors from general and focused social media.  $r_{\text{raw}}$  ( $r_{\text{full}}$ ) represents the percentage of the backbone contributors relative to the raw (full) digital cohorts.

	Platform	Backbone contributors ( $r_{\text{raw}}$ )	$r_{\text{full}}$	Posts (%)
Drug Mention	X	4,219 ( <b>70.8%</b> )	71.1%	10,412,559 (73.6%)
	Instagram	6,422 ( <b>64.9%</b> )	66.9%	7,118,578 (83.79%)
	Reddit	5,881 ( <b>93.3%</b> )	95.6%	217,718 (99.2%)
	EFA	8,076 ( <b>95.1%</b> )	96.7%	78,296 (99.2%)
All	Reddit	12,086 (65.3%)	73.2%	262,590 (94.7%)
	EFA	18,294 (9.8%)	89.6%	104,665 (97.0%)

Table A.2: Topic and its count. Remove the topics that appear less than 10 times

Topic	Posts
Living With Epilepsy - Adults	34304
Medication Issues	17723
New to Epilepsy.com	14876
Parents & Caregivers	7025
Women With Epilepsy	6309
Diagnostic Dilemmas and Testing	5190
Family & Friends	4730
Surgery and Devices	4124
Living With Epilepsy - Youth	3843
Corner Booth	3504
Teen Zone	2113
Epilepsy.com Help	1755
Complementary Therapies	1674
Men With Epilepsy	947
My Epilepsy Diary	674
Products, Resources, Helpful Links	588
Advocate for Epilepsy	465
Insurance Issues	425
Creative Corner	251
Epilepsy: Insights & Strategies	178
Fundraising and Awareness	118
Veterans with seizures	115
Epilepsy and College	90
Share Your #DareToGoTheDistance Story	31

Table A.3: User statistics across social media sites. “Drug Mention” represents the cohort from that site that mentioned at least an epilepsy drug (listed in table A.1). Statistics reported are: Users (number of users in each subset), Posts (total number of posts from users), Day active (mean time in days between a user’s first and most recent post), Posts /User (mean number of posts per user), Words /User (mean number of words used by each user), Unique Matches (mean number of unique dictionary terms used per user).

Platform	Cohort	Users	Posts	Days active	Posts/ User	Words/ User	Matches/ User
X	Drug Mention	5,958	14,152,929	627	2,375	24,560	52
	Lenient Filter	2,857	7,991,063	740	2,797	30,431	65
	Aggressive Filter	79	249,710	1,210	3,160	42,308	102
Instagram	Drug Mention	9,890	8,496,124	1,090	859	12,182	36
	Lenient Filter	5,841	7,017,053	1,296	1,201	16,129	47
	Aggressive Filter	791	2,007,390	1,523	2,538	36,426	88
Reddit (r/Epilepsy)	All Users	18,515	277,367	166	15	967	9
	Drug Mention	6,301	219,459	317	35	2,265	19
	Lenient Filter	5,358	208,748	457	53	3,438	26
	Aggressive Filter	2,093	102,300	899	148	9563	53
EFA	All Users	22,938	111,075	102	5	819	8
	Drug Mention	8,488	78,948	188	9	1,583	13
	Lenient Filter	6,353	66,794	246	11	1744	15
	Aggressive Filter	1,251	48,167	796	39	6064	36

### E. Non-English Posts

This section examines the impact of non-English posts on the results. To identify non-English posts, we employed a language detection tool called langid, a Python library. Since this tool was trained on long-form data sources such as Wikipedia, JRC-Acquis (EU law), ClueWeb 09 (web page dataset), and others, it exhibits a considerable number of false positives (English posts but identified as non-English) when applied to short texts or texts containing URLs from social media. Hence, we conducted a manual inspection of a random sample of posts classified as non-English.

Based on our estimation, approximately 23% and 15% of the collected X and Instagram data respectively consisted of non-English posts. In contrast, the proportion of non-English posts in the collected Reddit and EFA data was relatively smaller, all below 1%.

To ensure that the lower percentage of backbone contributor observed in X and Instagram, compared to Reddit and EFA, was not influenced by a high rate of non-English posts, because our medical dictionary comprised exclusively English terms, we conducted a subsequent analysis. We reanalyzed the data after removing all non-English posts, including the false positives. We compared the networks constructed from the original dataset and the dataset without non-English posts, calculating the percentage of backbone contributor for X and Instagram. The results are summarized in Table A.5.

The findings indicate that removing non-English posts does not increase the percentage of backbone contributor, even accounting for false positives. Consequently, we can conclude that the presence of non-English posts does not alter the main conclusion of this research paper.



Table A.5: The networks constructed by All and Selected posts (removed the non-English posts even the false positive) for X and Instagram. The percentage of users who contributed to the backbone (backbone contributor) is also shown in this table.

Data source	Posts	Nodes	Edges	Metric bone (%)	Back- bone (%)	Backbone Contribu- tors (%)
X	All	1,022	5,082	37.0%		70.8%
	Selected	839	4,463	37.42%		60.54%
Instagram	All	1,686	25,235	15.1%		64.9%
	Selected	1,596	23,805	15.58%		63.82%

Table A.6: Backbone Contributors v.s. not Backbone Contributors with their site engagement statistics. From left to right, each column denotes: Drug Mention Cohort; Backbone Contributors or not; the number of users in each group; average number of posts per user; average time in days between users' first and most recent post; average number of words used by each user; average unique dictionary terms used

Drug Mention	Backbone Contributors	Users	Posts/ User	Days active	Words/ User	Unique Matches
X	Yes	4,219	2,468	651	26,751	64
	No	1,739	2,153	569	19,318	20
Instagram	Yes	6,422	1,110	1,142	16,827	48
	No	3,468	399	994	3,681	9
Reddit	Yes	5,881	37	332	2,421	20
	No	420	4	101	160	3
EFA	Yes	8,076	10	197	1,658	13
	No	412	2	27	138	2